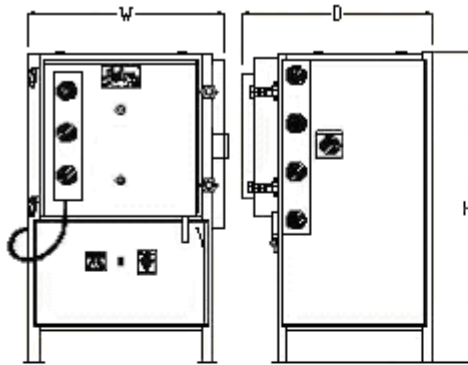
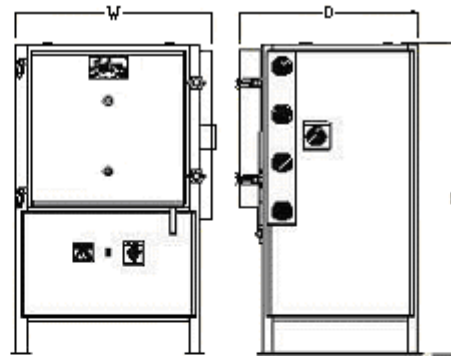


- Furnaces
- Electric in air to 2000.c
- Vacuum
- Heat Treatment
- Controlled Atmosphere
- Melting
- Gas to 2300.c

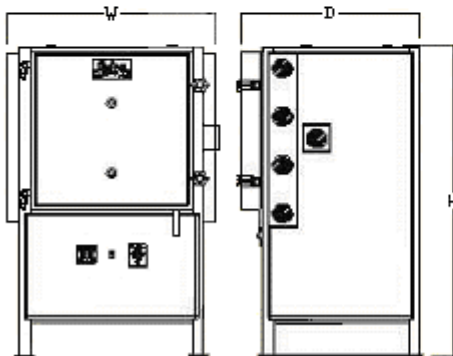
Large Kiln Sizes - Front Loaders



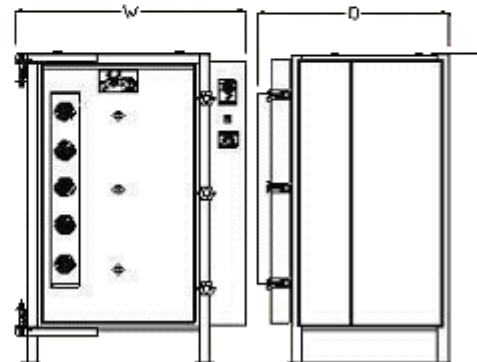
MODELS: K AF/L K10F/L K11AF/L



MODELS: K7 F/L K9 F/L K11F/L



MODEL: K8B F/L



MODEL: K12AF/L

FRONT LOADERS

All Dimensions are in millimeters

MODEL	EXTERNAL DIMENSIONS			INTERNAL DIMENSIONS			DIMENSIONS PACKED			WEIGHT KG
	W	D	H	W	D	H	W	D	H	
K7 F/L	902	825	1676	460	460	460	965	890	1727	300
K8A F/L	1003	965	1676	570	570	460	1130	1042	1727	350
K8B F/L	940	825	1676	460	460	685	1190	890	1727	380
K9 F/L	902	825	1676	460	460	915	965	890	1727	420
K10 F/L	1042	1003	1676	610	610	610	1180	1042	1727	440
K11 F/L	927	965	1676	460	610	915	965	1042	1727	480
K11A F/L	927	1003	1676	610	610	760	1180	1042	1727	500
K12 F/L	1042	1003	1676	610	610	915	1180	1042	1727	520
K12A F/L	1194	1003	1880	610	610	1370	1245	1067	1930	580